

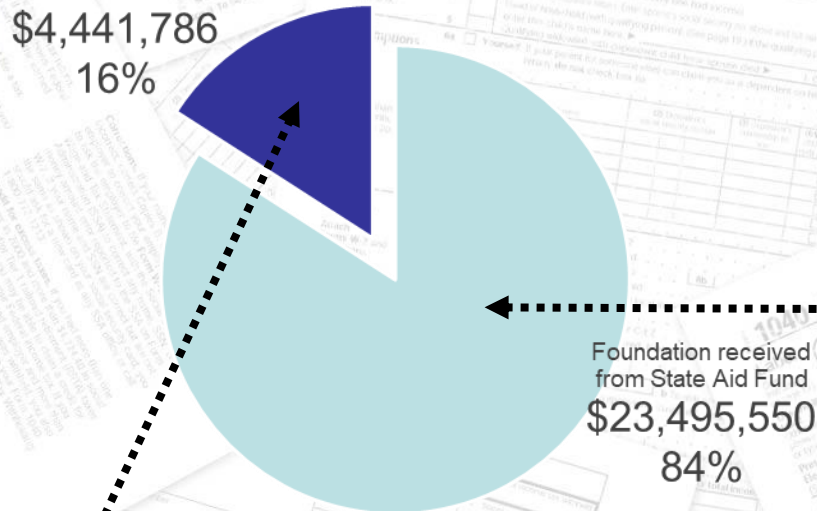
Dexter Community Schools 2016-17 Foundation Allowance

$\$7,799 \times 3,582.17 \text{ students}^* = \$27,937,344^{**}$

* Blended student counts 10% Feb 2016 and 90% Oct 2016

** Includes adjustment for 118 students who are school of choice **71.6%**

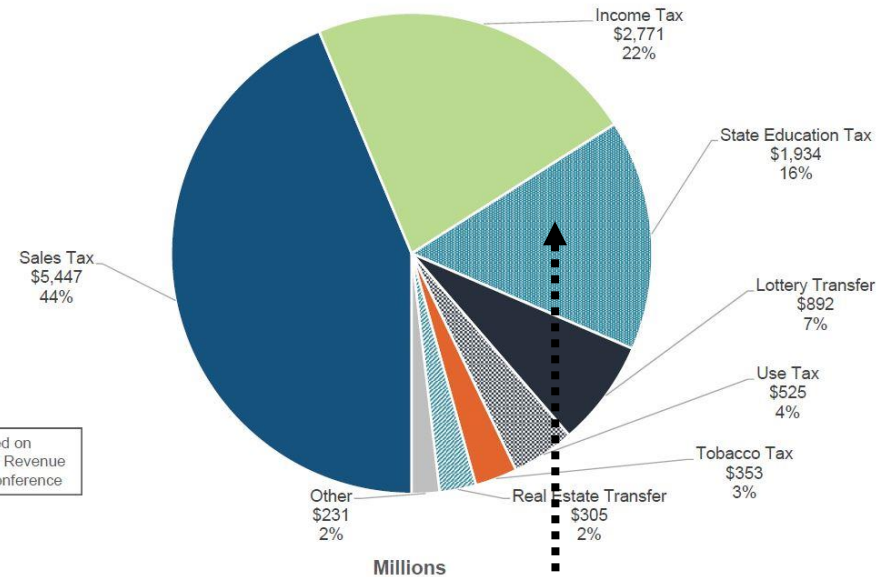
General Fund Revenue
\$39,035,555



Dexter Schools 2016 Taxable Value (non-primary residence) \$242,687,920 * 18.0 mills + (commercial PP) \$12,233,894 * 6.0 mills = \$4,441,786

School Aid Fund (SAF) Revenue

Sales Tax is the largest revenue source, contributing nearly half of the \$12.5 billion in total estimated SAF revenue for FY 2016-17.



*Figures based on January 2017 Revenue Estimating Conference

House Fiscal Agency

Millions

10

January 2017

Dexter Schools 2016 Taxable Value (all properties) \$1,223,034,077 * 6.0 mills = \$7,338,204 = \$7.3 million

Dexter Community Schools 2015-16 Foundation Allowance

$\$7,693 \times 3,550.05 \text{ students}^* = \$27,301,355^{**}$

* Blended student counts 10% Feb 2015 and 90% Oct 2015

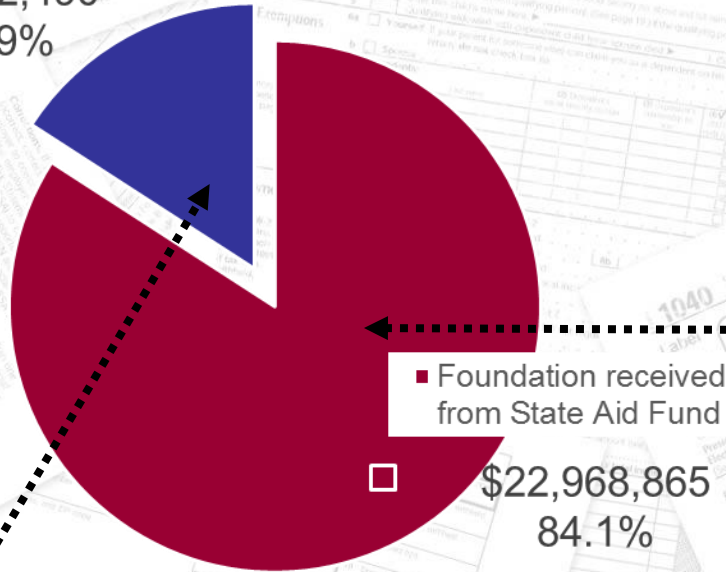
** Includes adjustment for 56 students who are school of choice

74.9%

General Fund Revenue
\$36,467,471

\$4,332,490

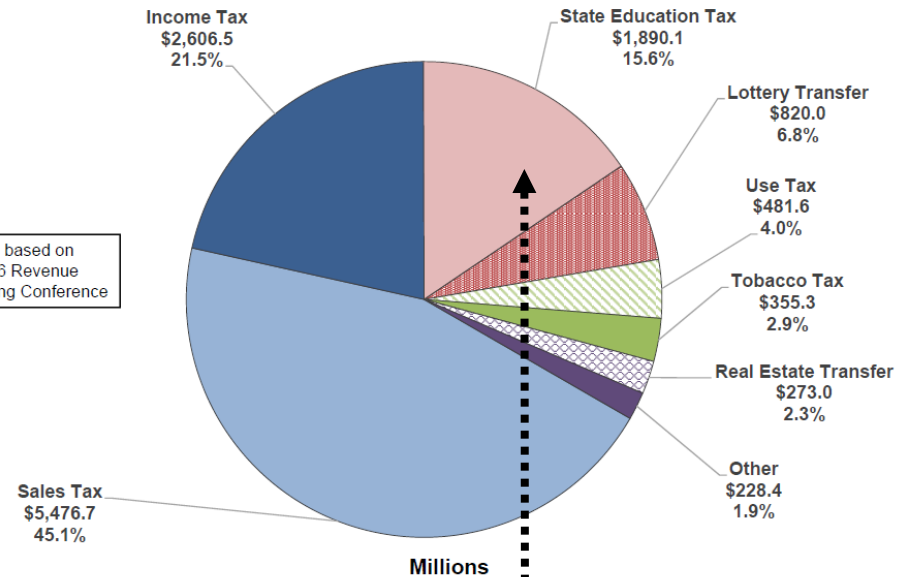
15.9%



Dexter Schools 2015 Taxable Value (non-primary residence) \$236,566,003 * 18.0 mills + (commercial PP) \$12,383,713 * 6.0 mills = \$4,332,490

School Aid Fund (SAF) Revenue

FY 2015-16 Total = \$12,131.6 Million



*Figures based on Jan 2016 Revenue Estimating Conference

House Fiscal Agency: January 2016

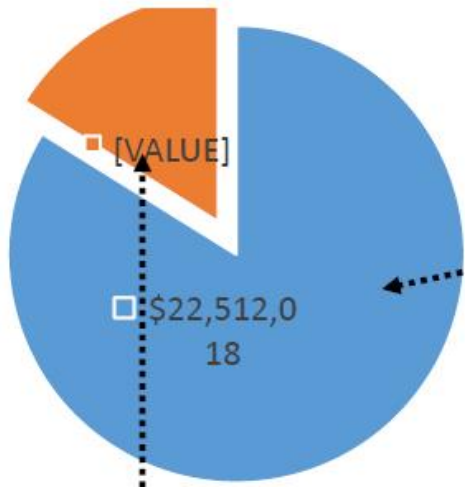
Dexter Schools 2015 Taxable Value (all properties) \$1,201,675,830 * 6.0 mills = \$7,210,055 = \$7.2 million

Dexter Community Schools School Operational Funding Overview

2014-15 Foundation Allowance

$\$7,569 \times 3,547 \text{ students} = \$26,847,243$

■ Foundation received from State Aid Fund



State School Aid Fund
\$11,889,100,000

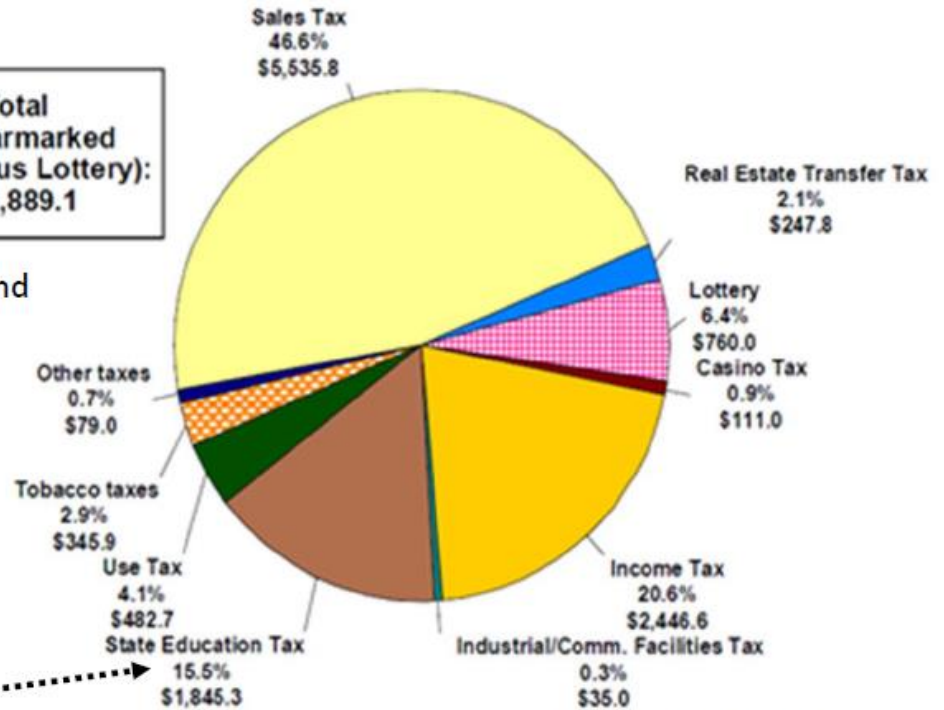
Dexter Schools 2014 Taxable Value (non-homestead)
 $\$240,845,854 \times 18.0 \text{ mills} = \$4,335,225$

Dexter Schools 2014 Taxable Value (all properties)
 $\$1,162,043,625 \times 6.0 \text{ mills} = \$6,972,262 = \$6.97 \text{ million}$

FY 2014-15 School Aid Fund Ongoing Revenue Sources (Millions of Dollars)



**Total
(All Earmarked
Taxes Plus Lottery):
\$11,889.1**



January 16, 2015 Consensus Revenue Estimates